



**Ruth Miskin
Training**



Parents' Meeting
Introduction to
Read Write Inc.

Reading changes everything

Teach a child to read and keep that child reading and we will change everything.

And I mean everything.

Jeanette Winterson

Read Write Inc. Phonics and Fresh Start

- Children learning to read in YR– Y2
- Older children who need to ‘catch up’
- Fresh Start – Year 5 and Year 6
- Taught in groups based on their stage of reading

Read Write Inc. Phonics daily lessons



What is phonics?

Sounds

This is the smallest unit of sound in a word and the sound that letter or group of sounds make

Graphemes

The written representation of a phoneme.

A phoneme you hear



A grapheme you see



English alphabetic code

- 44 sounds
- 26 letters
- Over 150+ graphemes (letter combinations)






























One of the most complex alphabetic codes in the world.

Speed Sounds Set 1

Read Write Inc.
Phonics








Desktop Speed Sounds Chart


















Speed Sounds Set 1

m 	a 	s 	d 	t 
i 	n 	p 	g 	o 
c 	k 	u 	b 	f 
e 	l 	h 	sh 	r 
j 	v 	y 	w 	th 
z 	ch 	qu 	x 	ng nk

Speed Sounds Set 2 and 3

Speed Sounds Set 2

ay  may I play?	ee  what can you see?	igh  fly high	ow  blow the snow	oo  poo at the zoo
oo  look at a book	ar  start the car	or  shut the door	air  that's not fair	ir  whirl and twirl
ou  shout it out	oy  toy for a boy			

ea  cup of tea	oi  spoil the boy				
a-e  make a cake	i-e  nice smile	o-e  phone home	u-e  huge brute	aw  yawn at dawn	
are  care and share	ur  nurse with a purse	er  a better letter	ow  brown cow	ai  snail in the rain	
oa  goat in a boat	ew  chew the stew	ire  fire, fire!	ear  hear with your ear	ure  sure it's pure	

Sounds + blending = reading



+

sat

Fred



Fred Talk routine

1. Say the word in sounds as Fred e.g. c-a-t.
2. Ask your child to repeat. Can they 'jump-in' with the whole word?
3. Say the word in sounds followed by the whole word e.g. c-a-t, cat
4. Ask your child to repeat



Fred games and Fred talk throughout the day

Shall we have some **l-u-n-ch**?

What would you like to **p-l-ay**?

Let's put on your **c-o-a-t**.



Reading with Fred Talk

m

a

t

mat

Reading with Fred Talk

Playing alien words can be fun!



osk



blom



gris

Nonsense games like this help to build up
blending and segmenting skills – and are fun!

Reading Tricky Words

Words that are not phonically decodable
e.g. was, the, I

Some are 'tricky' to start with but will become decodable once we have learned the harder phonemes

e.g. out, there,

Red Words Set 1

I	the	my	you	said
your	are	be	of	no

Red Words Set 2

what	all	was	we	so
to	me	call	her	there
want	go	old	some	he

Red Words Set 3

does	tall	come	watch	who
were	brother	any	their	where
two	small	love	many	here
once	buy	worse	thought	talk
caught	bought	walk	could	anyone
would	great	son	water	should

What can I do?

1. Speak like Fred throughout the day
2. Play Fred games
3. Use 'Fred Talk, read the word' to read words

Teach spelling using Fred Finger



'Three with me, four at home'

Accuracy

Fluency

Comprehension

Read and enjoy at home

What will children bring home?

What the dog



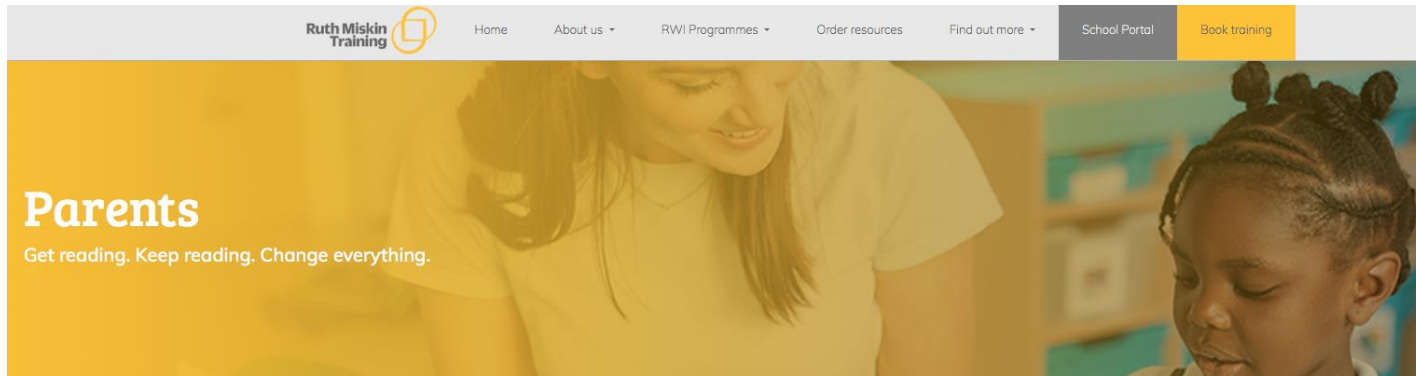
or

Practice reading

sort	short
horse	sport
fork	snort



Free Video Tutorials (ruthmiskin.com)

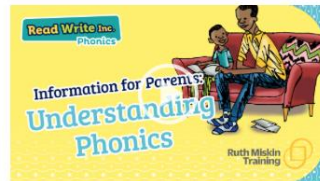


Read Write Inc. Phonics – information for parents

Our films show how we teach children to read and write with Read Write Inc. Phonics.

If your child is in a Read Write Inc. school or if you have bought a parent pack, the films will help you and your child practise together at home.

If you have a question for us, please get in touch via our [Facebook](#) and [Twitter](#) pages.



What can I do?

1. Use pure sounds, not letter names
2. Use Fred Talk to read and spell words
3. Listen to your child read their Storybook every day
4. Read stories to your child every day

Online resources available

Ruth Miskin Parents' Page:

<http://www.ruthmiskin.com/en/parents/>

Ruth Miskin Facebook:

<https://www.facebook.com/miskin.education>

Free e-books for home reading:

<http://www.oxfordowl.co.uk/Reading/>

Any other questions

Q&A

Reading feeds the imagination, it expands horizons and offers new and exciting ways of seeing and making sense of our lives and of the world around us.

Michael Morpurgo